

# MALAYSIA'S 2<sup>ND</sup> BUR: WHAT'S NEW

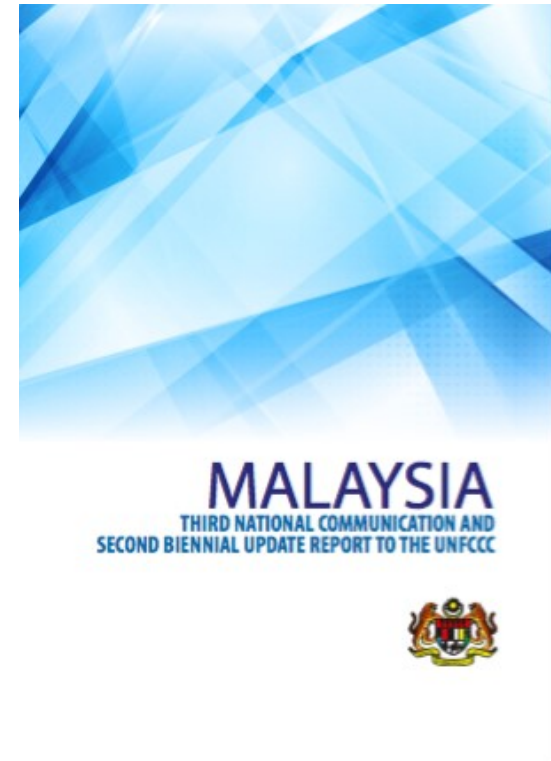
Philip,E & Dayang Ratnasari

# Table of Content

- Background
- Comparison between NC3 and BUR2
- Improvements in BUR
- New categories in GHG Inventory
- Mitigation actions and their effects
- Constraints and gaps, support needed and received
- Future area for improvement

# Background

- Submitted BUR2 in 2018
- Summary of NC3
- 4 chapters and 1 Technical Annex
- Undergoing ICA



# Information in NC3 & BUR2

	NC	BUR
Introduction	Overview of the country Governance, geographic area and development & growth in major economic activities	Limited to the BUR scope of activities
GHG Inventory	Trends, time series, key categories, uncertainty assessment	Data sources, methodology and definition, detail QA & QC and GHG inventory estimates

# Information in NC3 & BUR2

	NC	BUR
Mitigation	Policies and planning framework, GHG Projections based on BAU, Planned and Ambitious scenarios ; Projected GHG emissions intensity indices	Mitigation measures and their effects; objectives, method & assumptions description, quantitative goals, progress indicator, gas coverage & results achieved
Constraints & gaps, level of support received and needs	Summary	Tabular information

# Improvements in BUR

- Clarity
- Transparency
  - GHG inventory tables
  - Sectorial and background tables
  - Disaggregation of aviation emissions
- Trend assessment for key category
- Uncertainty assessment

# Additional Categories

## IPPU

- Time series from 1990 onwards
- Mineral industry
  - Glass production
- Electronics Industry
  - Integrated Circuit and Semiconductor
  - Photovoltaic
- Chemical industry
  - ✗ Nitric acid production

# Additional Categories

## AFOLU

- Liming
- Cropland converted to settlement
- Indirect emissions from peatland drainage



# Additional Categories

## Waste

- Solid waste disposal
  - First order decay for solid waste disposal
- Biological treatment of solid waste
- Incineration and open burning of waste
  - Incineration
  - Open burning
- Industrial waste water treatment
  - ✓ Petroleum refineries
  - ✓ pulp & paper

# GHG Inventory Report

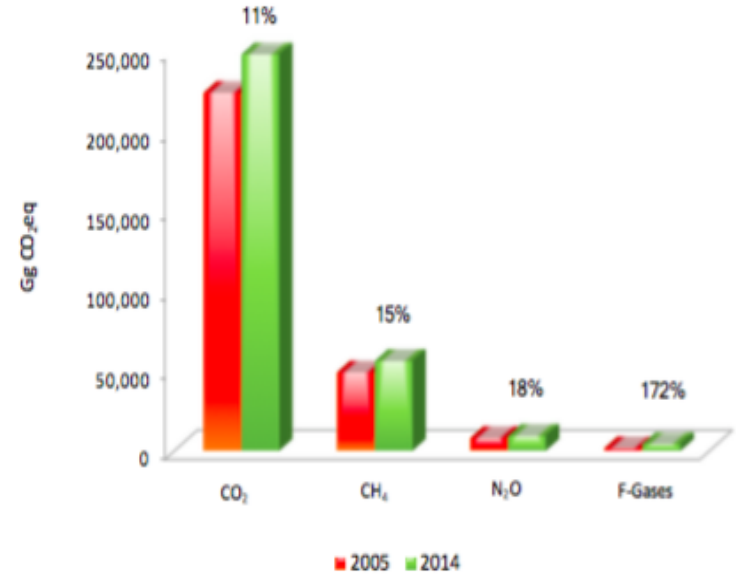
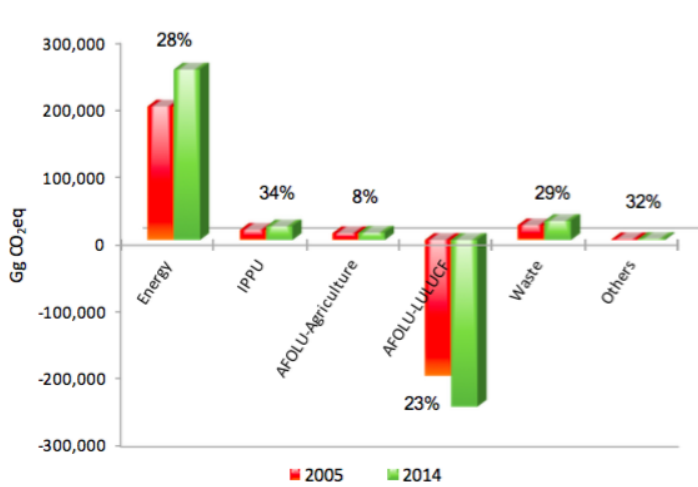
- Included the 2006 IPCC Reporting tables:
  - ✓ Short summary
  - ✓ Sectoral and background tables
  - ✓ Trends by gases and sectors
  - ✓ Key category
  - ✓ Uncertainty assessment

# Mitigation Actions and their Effects

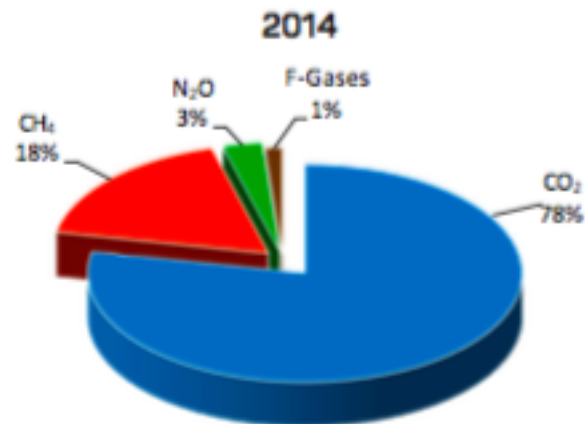
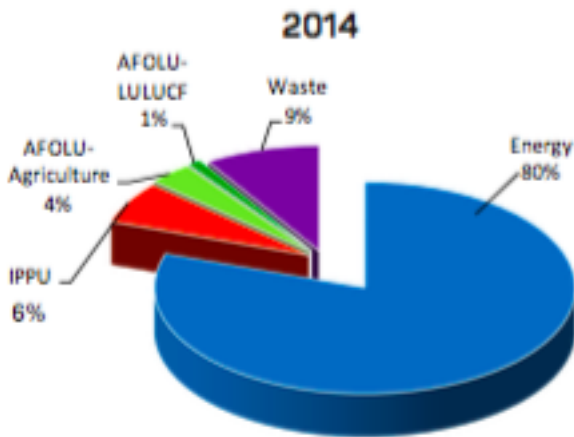
- Updating of actions and effects
- MRV arrangements

# Finance, Technology and Capacity building needs and support

- Tables on capacity building, technical and financial needs
- Table on support received



**29.3 million tonnes CO<sub>2</sub> eq**



# Areas for Improvement

## GHG Inventory

- Completeness and accuracy
- Country specific EF
- Uncertainty assessment and assumptions
- GHG Inventory System

## Mitigation actions and its effects

- Projections
- Review of methodology and assumptions
- Tracking system NDC progress
- Registry for markets(?)



**Thank you**